




## Your Baby Can Talk


### Station 1: Board Books

Directions: Read books with babies. Ask questions about pictures, repeat phrases.




### Station 2: Sensory Touching

Directions: Talk with babies while exploring sensory items. Talk about affected senses, i.e. "Does that feel cold when you touch it?" "Oh this bear feels so soft!"



### Station 3: Nesting Blocks

Directions: Talk with babies while playing. Discuss color of blocks, pictures on sides, etc.



### Station 4: Animal Sounds

**Directions:** Play with animals with babies. Talk about the name, features, and sounds of each animal.



### Station 5: Mirrors

**Directions:** Let baby explore the mirror and model exploring yourself. Use mirrors to respond to baby and mimic expressions.



### Station 6: Muscle Strengthening

**Directions:** Play Peek a Boo, blow kisses, puff up cheeks and pop them. Model for baby and if appropriate, have baby try playing along.



### Station 7: Fingerplays

**Directions:** Sing “Itsy Bitsy Spider”, “Pat a Cake”, and count fingers and toes with babies. Use motions and expression while singing.



### Station 8: Blowing Bubbles

Directions: Blow bubbles for baby or if appropriate, have them try blowing. Explore bubbles with babies, say “ooooh!” and “pop!”



### Station 9: Sound Repetition

Directions: Use objects to practice sounds:

Trains – /ch/ /ch/ /ch/ /choo, choo/

Cars – /rrrrrrrrr/

Boat- /b/ /b/ /b/ /b/

Tractor - /p/ /p/ /p/ /p/

Clock- /t/ /t/ /t/ /t/

Airplane - /vvvvvvvvvv/

Fan- /fffffffff/

