



# Making a Mark on Their World

Writing Development in Toddlers and Preschoolers

Art=Writing



**Art and writing are one and the same for young children.**

**Toddlers increased understanding of cause and effect and increased control of their motor skills fuels their desire to create.**

# Building blocks of writing readiness



**Hand and Finger Strength**

**Crossing the Mid-Line**

**Pencil Grasp**

**Hand-Eye Coordination**

**Bilateral Integration**

**Upper Body Strength**

**Object Manipulation**

**Visual Perception**

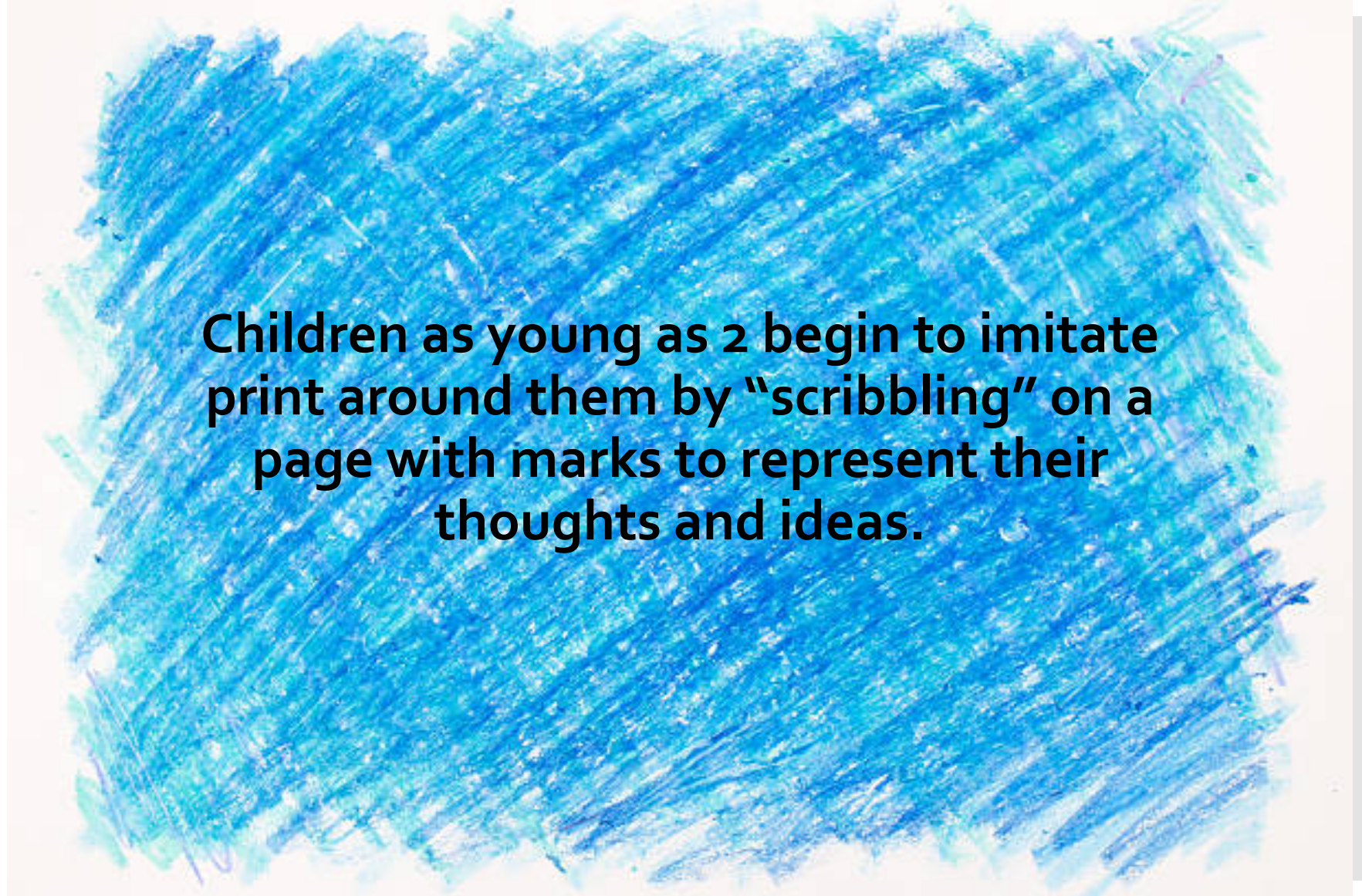
**Hand Dominance**

**Hand Division**

Emergent writing is a child's first attempt at writing.




**Children as young as 2 begin to imitate print around them by “scribbling” on a page with marks to represent their thoughts and ideas.**

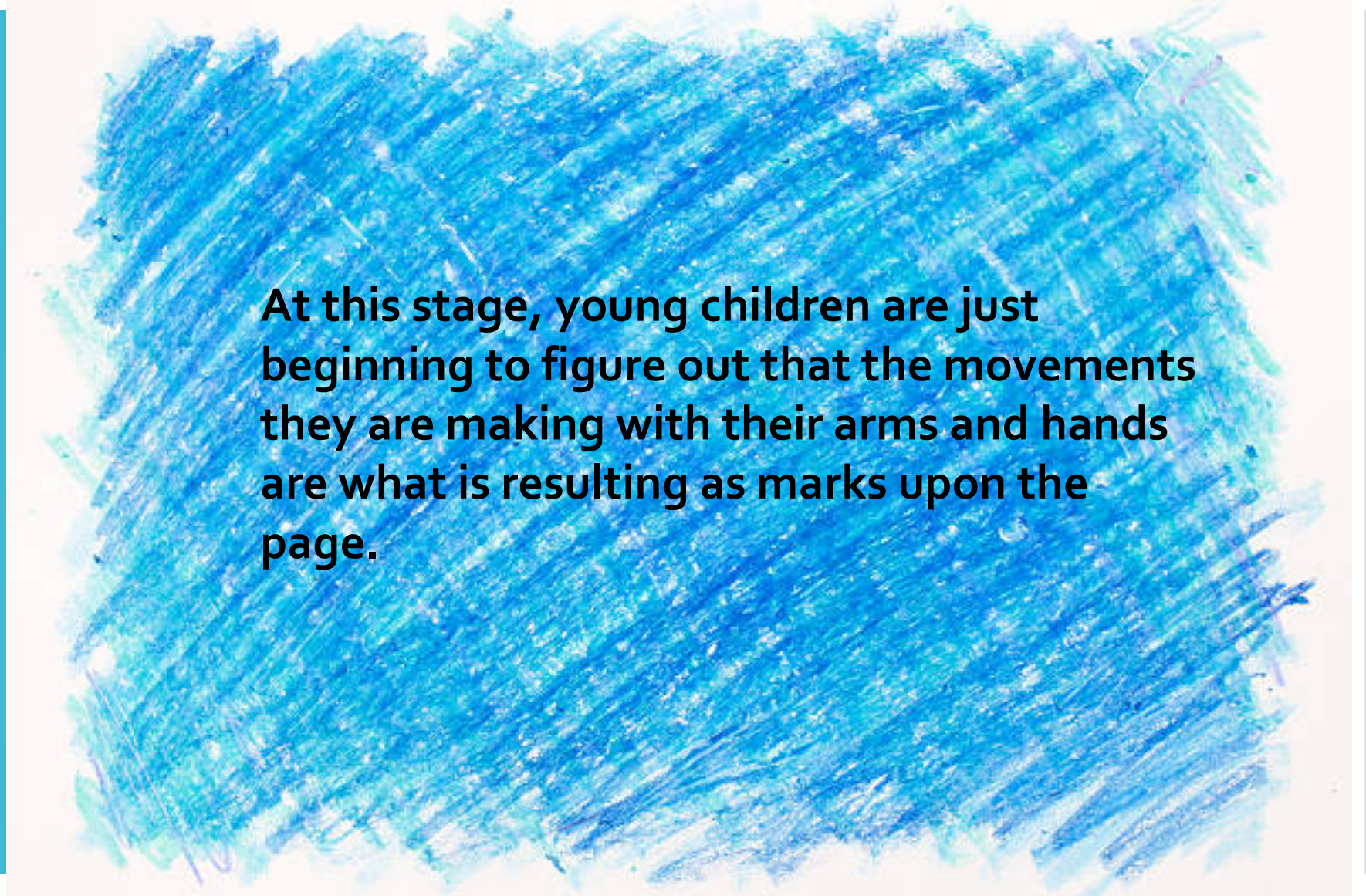


# Stage 1: Random Scribbling

15 months- 2 ½ years



**At this stage, young children are just beginning to figure out that the movements they are making with their arms and hands are what is resulting as marks upon the page.**



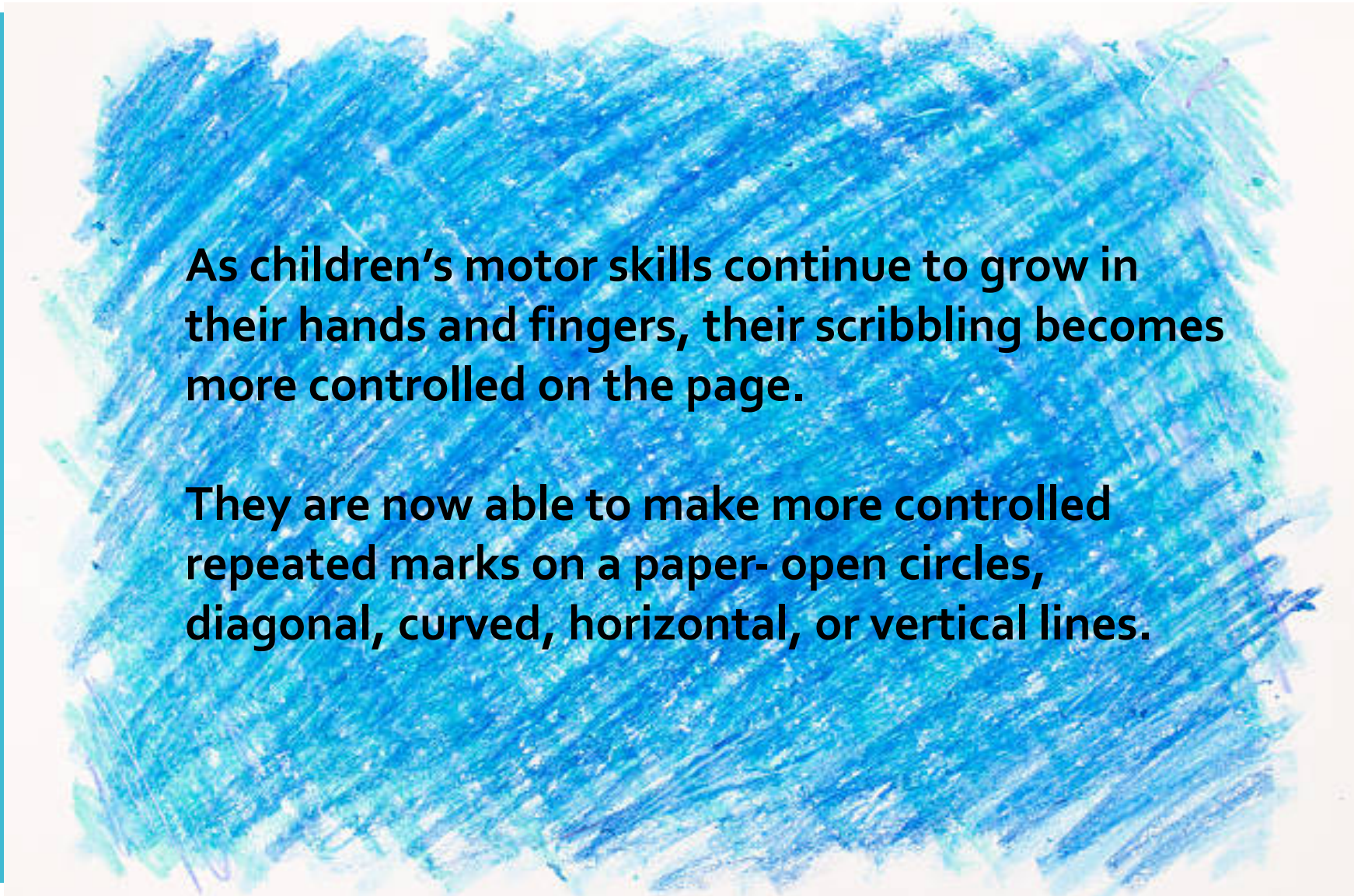
## Stage 2: Controlled Scribbling

2 years- 3 years



**As children's motor skills continue to grow in their hands and fingers, their scribbling becomes more controlled on the page.**

**They are now able to make more controlled repeated marks on a paper- open circles, diagonal, curved, horizontal, or vertical lines.**



# Stage 3: Lines and Patterns

2 1/2 years - 3 1/2 years



## PRE-WRITING LINE DEVELOPMENT FOR KIDS



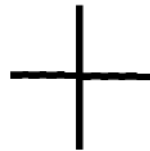
**Vertical Line**  
Age 2 - Imitates  
Age 3 - Copies/Masters



**Horizontal Line**  
Age 2 1/2 - Imitates  
Age 3 - Copies/Masters



**Circle Shape**  
Age 2 1/2 - Imitates  
Age 3 - Copies/Masters



**Cross Shape**  
Age 3 1/2 - Imitates  
Age 4 - Copies



**Square Shape**  
Age 4



**Right/Left Diagonal Lines**  
Age 4 1/2



**"X" Shape**  
Age 5




**Triangle Shape**  
Age 5



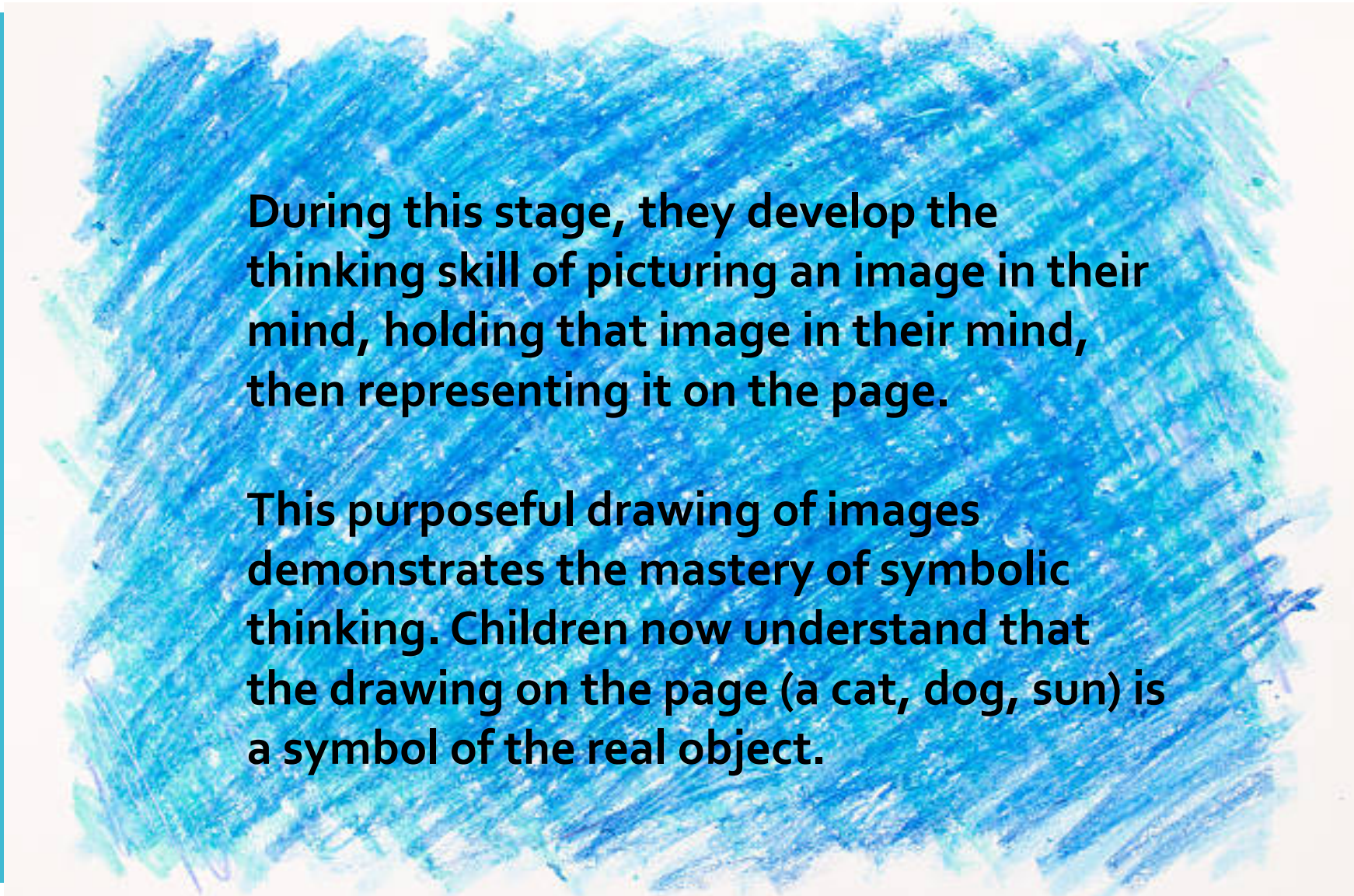
# Stage 4: Pictures of Objects and People

3 years – 5 years



**During this stage, they develop the thinking skill of picturing an image in their mind, holding that image in their mind, then representing it on the page.**


**This purposeful drawing of images demonstrates the mastery of symbolic thinking. Children now understand that the drawing on the page (a cat, dog, sun) is a symbol of the real object.**





# Stage 5: Letter and Word Practice

3 years- 5 years



**At this stage, children begin to understand the difference between pictures and writing. Children may draw a picture then scribble “words” on the page to describe their picture.**

**Children are now experimenting more with letters, especially the letters in their own name.**

**Their word scribbles begin to change in length as they begin to understand that words can consist of many letters or fewer letters.**

# Resources

Learning to Write and Draw <https://www.zerotothree.org/resources/305-learning-to-write-and-draw>

Crossing the Body's Midline <https://childdevelopment.com.au/areas-of-concern/fine-motor-skills/crossing-the-bodys-midline/>

What Are the Pre-Requisites to Handwriting Readiness?  
<http://www.writesteps.com/prerequisites-handwriting-readiness/>

Crossing Mid-Line, Why It Is Important To Your Child's Development  
<http://spectrumpediatrics.com/blog/2013/12/crossingmidline/>

Writing Readiness (Pre-Writing Skills)  
<https://childdevelopment.com.au/areas-of-concern/writing/writing-readiness-pre-writing-skills/>

# Resources

## Images:

[https://www.google.com/search?q=toddler+scribbling+images&rlz=1C1GGRV\\_enUS754US755&tbm=isch&source=iu&ictx=1&fir=8GEtxHYDrmsEzM%253A%252CBw1ksW3oHhsRTM%252C\\_&usg=\\_\\_xMzbGIAfYJRfWxzmMAWE2W558c%3D&sa=X&ved=oahUKEWjNg-P2vIrbAhXttlkKHYNFDokQgQEINDAG#imgcr=8GEtxHYDrmsEzM:](https://www.google.com/search?q=toddler+scribbling+images&rlz=1C1GGRV_enUS754US755&tbm=isch&source=iu&ictx=1&fir=8GEtxHYDrmsEzM%253A%252CBw1ksW3oHhsRTM%252C_&usg=__xMzbGIAfYJRfWxzmMAWE2W558c%3D&sa=X&ved=oahUKEWjNg-P2vIrbAhXttlkKHYNFDokQgQEINDAG#imgcr=8GEtxHYDrmsEzM:)

\*pic reference

[https://www.google.com/search?q=random+scribbling+images&rlz=1C1GGRV\\_enUS754US755&tbm=isch&source=iu&ictx=1&fir=Q57jCH\\_Kak6oEM%253A%252CeLOzC1aJgXJuWM%252C\\_&usg=\\_\\_j1xT3jPVOaTc1-NViwPpqaM6HQE%3D&sa=X&ved=oahUKEwiO3PmGvorhAhVHrVkkHeOgCrwOgQEIKzAA#imgcr=Q57jCH\\_Kak6oEM](https://www.google.com/search?q=random+scribbling+images&rlz=1C1GGRV_enUS754US755&tbm=isch&source=iu&ictx=1&fir=Q57jCH_Kak6oEM%253A%252CeLOzC1aJgXJuWM%252C_&usg=__j1xT3jPVOaTc1-NViwPpqaM6HQE%3D&sa=X&ved=oahUKEwiO3PmGvorhAhVHrVkkHeOgCrwOgQEIKzAA#imgcr=Q57jCH_Kak6oEM)

[https://www.google.com/search?q=controlled+scribbling+images&rlz=1C1GGRV\\_enUS754US755&tbm=isch&source=iu&ictx=1&fir=7wsgppLuvC\\_hjM%253A%252C8gHeQQmH773LAM%252C\\_&usg=\\_\\_YxFDSrDMwvOmdl8riB-vDKoyo64%3D&sa=X&ved=oahUKEWjXqvqbvorhAhVLq1kKHcjDulOgQEILjAD#imgcr=7wsgppLuvC\\_hjM](https://www.google.com/search?q=controlled+scribbling+images&rlz=1C1GGRV_enUS754US755&tbm=isch&source=iu&ictx=1&fir=7wsgppLuvC_hjM%253A%252C8gHeQQmH773LAM%252C_&usg=__YxFDSrDMwvOmdl8riB-vDKoyo64%3D&sa=X&ved=oahUKEWjXqvqbvorhAhVLq1kKHcjDulOgQEILjAD#imgcr=7wsgppLuvC_hjM)

[https://www.google.com/search?q=toddler+scribbling+images&rlz=1C1GGRV\\_enUS754US755&tbm=isch&tbo=u&source=univ&sa=X&ved=oahUKEwi2r73KvorhAhXis1kKHYh1A4gQ7AkIPw&biw=1366&bih=662#imgcr=kZK8kzJ1WvFoM:](https://www.google.com/search?q=toddler+scribbling+images&rlz=1C1GGRV_enUS754US755&tbm=isch&tbo=u&source=univ&sa=X&ved=oahUKEwi2r73KvorhAhXis1kKHYh1A4gQ7AkIPw&biw=1366&bih=662#imgcr=kZK8kzJ1WvFoM:)

Person:

[https://www.google.com/search?rlz=1C1GGRV\\_enUS754US755&biw=1366&bih=662&tbm=isch&sa=1&ei=2kb8WtmdO8Kd5wLdw5XIBg&q=stages+of+writing+images&oq=stages+of+writing+images&gs\\_l=img.3...3408.6731.0.6847.24.21.0.0.0.224.1844.19j1j1.21.0.3..0...1.1.64.img..3.16.1489...ojo167k1joi3ok1joi8i3ok1joi24k1.o.Ho8Sq3\\_xbZg#imgdii=PGNum2vZguu6yM:&imgcr=7X1OOa-xP3QyGM:](https://www.google.com/search?rlz=1C1GGRV_enUS754US755&biw=1366&bih=662&tbm=isch&sa=1&ei=2kb8WtmdO8Kd5wLdw5XIBg&q=stages+of+writing+images&oq=stages+of+writing+images&gs_l=img.3...3408.6731.0.6847.24.21.0.0.0.224.1844.19j1j1.21.0.3..0...1.1.64.img..3.16.1489...ojo167k1joi3ok1joi8i3ok1joi24k1.o.Ho8Sq3_xbZg#imgdii=PGNum2vZguu6yM:&imgcr=7X1OOa-xP3QyGM:)

[https://www.google.com/search?rlz=1C1GGRV\\_enUS754US755&biw=1366&bih=662&tbm=isch&sa=1&ei=2kb8WtmdO8Kd5wLdw5XIBg&q=stages+of+writing+images&oq=stages+of+writing+images&gs\\_l=img.3...3408.6731.0.6847.24.21.0.0.0.224.1844.19j1j1.21.0.3..0...1.1.64.img..3.16.1489...ojo167k1joi3ok1joi8i3ok1joi24k1.o.Ho8Sq3\\_xbZg#imgcr=7X1OOa-xP3QyGM:](https://www.google.com/search?rlz=1C1GGRV_enUS754US755&biw=1366&bih=662&tbm=isch&sa=1&ei=2kb8WtmdO8Kd5wLdw5XIBg&q=stages+of+writing+images&oq=stages+of+writing+images&gs_l=img.3...3408.6731.0.6847.24.21.0.0.0.224.1844.19j1j1.21.0.3..0...1.1.64.img..3.16.1489...ojo167k1joi3ok1joi8i3ok1joi24k1.o.Ho8Sq3_xbZg#imgcr=7X1OOa-xP3QyGM:)